




LUMINAIRE DATA-SHEET




Model ZEUS 120x30
Type LED Panel 120x30 Series

LUMINAIRE IMAGE, DRAWING



Drawing of the Product, Reference Picture



LUMINAIRE GENERAL SPECIFICATION

LAMP TYPE	LED SMD
CRI	>85
MacAdam STEP	≤3
INPUT VOLTAGE	AC 220-240V / 50-60 Hz.
MATERIAL	Aluminum Body Opal Diffuser White Finish
IP RATING	IP 20
DRIVER TYPE	Remote in False Ceiling
OPTICS / BEAM	Diffuse
OPERATING TEMP	-20°C ... +50°C
LIFESPAN	>50,000 working hours



LUMINAIRE DETAILED SPECIFICATION & ARTICLE NUMBER

Model	Power [W]	CCT [Kelvin]	Control
Zeus 120x30	40	3... 3000	ND... Non Dim
	48	4... 4000	DA... Dali
		6... 6000	10... 0-10V

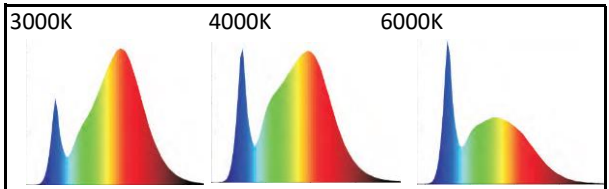
ARTICLE NUMBER

Zeus120x30	-		
Model Code	Power	CCT	Control Code

Example: Zeus120x30-484ND 48W, 4000K, Non Dim

LUMINAIRE SPECIFIC PARAMETERS

Lumen / Watt <i>(at 4000K)</i>	Luminous Flux <i>(at 4000K)</i>	Dimension
120 lm/W	4800 lm 5760 lm	L 1195 x W 295 H 9 mm



FLICKER FREE						
---------------------	--	--	--	--	--	--

Please contact us for more information as well as for IES files.